



EXPERIENCE **BRAND SUCCESS**

**CUSTODIAN™**

EXPERIENCE **BRAND SUCCESS**

# Greenhouse Gas Emissions Report 2026





We are on an environmental impact journey. Due to our initiatives, we **reduced** our Greenhouse Gas emissions to **69%** in 2025.

**Here is how...**

[prl.ie/sustainability](http://prl.ie/sustainability)



# Contents

**01** Introduction

**05**

**02** PRL Greenhouse Gas Emissions

**07**

**03** Reducing Greenhouse Gas Emissions

**17**

**04** Environmental Sustainability Awards and Certifications

**21**



# Introduction

## 1.1 DESCRIPTION OF BUSINESS AND ACTIVITIES

PRL is a family owned Irish business providing warehouse, distribution and sales solutions that ensure that the right product is at the right place and the right time to drive customer brand performance. The name PRL stands for Partnership, Reliability and Leadership, which is testament to over 90 years of experience as a market leader with a proven ability to deliver complex solutions to world-class pharmaceutical, consumer electronics, food and beverage brands. The parent company, PRL Holdings ULC, is composed of a number of entities, including PRL Logistics ULC, PRL Sales ULC, PRL Freight ROI ULC and Custodian. The number of employees is c. 950.

## 2.1 Purpose and intended use of this Report

This report describes the Greenhouse Gas Emissions at PRL and defines the Greenhouse Gas Inventory as per I.S. EN ISO 14064-1:2019 standard. This report is intended to be used as a means of information and of illustrating PRL's control and progress of GHG emissions with various stakeholders including shareholders, current and potential clients, auditors, employees and visitors at all PRL sites and to the PRL sustainability webpage. This report can accompany submissions in client tenders, certifications and awards.

The report is updated and published annually and is available on the PRL website and in hard copy.



# PRL Greenhouse Gas Emissions

## 2.2 Scope

The Greenhouse Gas Emissions Inventory is for the year 2025. The Greenhouse Gas inventory covers Scope 1 and Scope 2 emissions for all entities falling under PRL Holdings ULC. It also covers some downstream Scope 3 emissions for PRL Sales ULC.

## 2.3 Exclusions

All sources of direct Scope 1 and indirect Scope 2 emissions in our Republic of Ireland sites were evaluated. Of the indirect Scope 3 downstream transportation emissions, only emissions for merchandising activities of PRL Sales ULC are included in this inventory report, and the rest of the scope 3 emissions have been excluded such as downstream contracted transportation. Data for emissions related to downstream contracted transportation and for treatment of waste is incomplete at this time and is not included in the report.

Emissions which are less than 1% of the overall GHG emissions for PRL Holdings ULC are considered insignificant and are excluded from the GHG inventory. These include water usage and municipal wastewater treatment.

## 2.4 Definitions

CDP	Carbon Disclosure Project
CO <sub>2</sub>	Carbon Dioxide
Downstream Emissions	Scope 3 emissions from vehicles not owned by PRL, e.g. during merchandising (stacking supermarket shelves)
HVO	Hydrotreated Vegetable Oil
EF	Emission Factor
GHG	Greenhouse Gas
I.S. EN ISO 14064-1:2019	Irish ISO standard for reporting the GHG inventory
Kg	Kilogram
kWh	Kilo Watt hour
L	Litre(s)
LPG	Liquified Petroleum Gas
MTCE	Metric tons of carbon dioxide equivalent
SBTi	Science Based Targets initiative
Scope 1	Direct emissions
Scope 2	Indirect emissions
Scope 3	Other indirect emissions, such as outsourced distribution
SDG	Sustainable Development Goal

## 2.5 Revision History

PRLGHG2023_00	First GHG inventory report for PRL Holdings ULC for Y2022
PRLGHG2024_00	PRL Holdings ULC GHG Inventory for Y2023
PRLGHG2025_00	PRL Holdings ULC GHG Inventory for Y2024
PRLGHG2026_00	PRL Holdings ULC GHG Inventory for Y2025

## 2.6 Data

### 2.6.1 Selection of the base year

The base year for the GHG emissions verification for I.S. EN ISO 14064-1:2019 is 2021 as the year for which data is readily available, consistent and verifiable. The first audit took place in 2023.

### 2.6.2 Emissions

#### 2.6.2.1 Category 1 Direct GHG emissions (Scope 1)

##### 2.6.2.1.1 Fuel emissions

This is the biggest contributor to GHG emissions for PRL, accounting for circa 86% of the total GHG emissions. PRL has a fleet in excess of 200 owned vehicles, including temperature-controlled distribution. Since the beginning of 2024, the truck fleet has been switched to run from Diesel EN590 to Hydrotreated Vegetable Oil (HVO). PRL owned fleet includes Euro VI artic and rigid trucks, rigid vans and small vans, cars and from 2021 electric vehicles and an electric van. PRL has three fuel tanks on its sites from which the fleet refuels from, and which were all changed from diesel to HVO by end of 2023. Fuel used for shunting trucks on site, and gas oil for running fridge units and for testing of generators, are included with the fuel emissions. A part of the van and car fleet has also been switched to run on HVO, and the rest runs on diesel and unleaded fuel.



# Fleet Profile



### 2.6.2.1.2 Refrigerant Gas Emissions

Refrigerant gases are used to maintain control of cooling in freezers in two of the PRL sites and cooling of the fleet. Refrigerant gas leakages in 2025 contributed to about 0.4% of the GHG emissions. For a more detailed breakdown of the emissions into separate gases, excluding NF3 and SF6, please contact info@prl.ie.

### 2.6.2.1.3 Natural Gas Emissions

Natural gas is used as a source of heating. In one of these sites, natural gas is used to maintain temperature control in one part of the warehouse. Natural gas usage in 2025 contributed to about 5% of the GHG emissions for PRL Holdings ULC.

### 2.6.2.1.4 Insignificant Scope 1 Emissions

There were no insignificant sources of Scope 1 emissions in 2025.

## 2.6.2.2 Category 2 Indirect GHG emissions (Scope 2)

### 2.6.2.2.1 Electricity emissions

The electricity consumption for all PRL sites is overall decreasing, thanks to the addition of a new BER certified net zero operating warehouse to the PRL portfolio. Compared to scope 1 emissions, scope 2 emissions accounted for about 1% of the total GHG inventory emissions in 2025. Currently, market-based emissions for PRL are zero, with a saving of 15MTCE over location-based emissions.

#### 2025 PRL Electricity Mix

<b>Purchased Renewable</b>	99.4%
<b>Purchased Non-renewable</b>	0.6%

#### Annual Total Electricity Consumption (MWh)

<b>2025</b>	5,250
<b>2024</b>	5,391

### 2.6.2.3 Category 3 Indirect GHG emissions (Scope 3)

#### 2.6.2.3.1 Sub-Category 9 Downstream Transportation: Merchandising

For this report, Scope 3 emissions for merchandising activities by PRL Sales ULC are being considered. PRL employees deliver a merchandising service for several customers through Ireland. PRL Sales ULC pays for the mileage or fuel costs incurred by the merchandisers, who use their own private vehicles for such an activity. Merchandising accounted for 8% of the total GHG emission for PRL Holdings ULC.

#### 2.6.2.3.2 Insignificant Scope 3 Emissions

Emissions from water consumption and water treatment are considered insignificant and as a result are not included in this report.

#### 2.6.2.3.3 Scope 3 Exclusions

This report excludes upstream Scope 3 emissions (for all of PRL Holdings ULC), employee transportation to and from work (for all of PRL Holdings ULC), emissions related to treatment of waste, emissions from the use of materials such as paper, and emissions from contracted road, sea and air distribution for PRL Freight ROI ULC and PRL Logistics ULC due to data not being readily or fully available, and as a result are not included in this report.

### 2.6.3 Data Collection

All Scope 1 and Scope 2 data is derived from invoices. Scope 3 data is a mixture of spend-based and distance-based. The data inputting process is validated internally. A third-party auditor has been commissioned to audit the GHG inventory as per the requirements of I.S. EN ISO 14064-1:2019.

### 2.6.4 Quantification methodologies

The GHG emissions were derived by applying the relevant factors to consumption values.

- GHG emissions = activity data x emission conversion factor

More information on quantification methodologies and emission factors can be made available on request.

#### 2.6.4.1 Direct Scope 1 Transportation emissions

**For transportation emissions from the PRL owned fleet, the following formula is used:**

- Emissions (MTCE) = (Fuel Consumption (Litres) x EF (kg CO<sub>2</sub>/L))/1000

#### 2.6.4.2 Direct Scope 1 Refrigerant Gas Emissions

For refrigerant gas emissions, the following formula is used:

- Emissions (MTCE) = (Refrigerant Gas Leaks (kg) x EF (GWP))/1000

#### 2.6.4.3 Direct Scope 1 Natural Gas emissions

For natural gas emissions, the following formula is used:

- Emissions (MTCE) = (Natural Gas Consumption (kWh) x EF (kg CO<sub>2</sub>/kWh))/1000

#### 2.6.4.4 Direct Scope 1 emissions equivalent to Carbon Dioxide, Methane and Nitrous Oxide

For fuel and natural gas emissions, the following formulas were used:

- Emissions (MTCE) of CO<sub>2</sub> = (Fuel Consumption (Litres) x EF (kg CO<sub>2</sub>e of CO<sub>2</sub>/L))/1000
- Emissions (MTCE) of CH<sub>4</sub> = (Fuel Consumption (Litres) x EF (kg CO<sub>2</sub>e of CH<sub>4</sub>/L))/1000
- Emissions (MTCE) of N<sub>2</sub>O = (Fuel Consumption (Litres) x EF (kg CO<sub>2</sub>e of N<sub>2</sub>O/L))/1000

#### 2.6.4.5 Indirect Scope 2 Electricity Emissions

For electricity emissions, the following formula is used:

- Emissions (MTCE) = (Electricity Consumption (kWh) x EF (kg CO<sub>2</sub>/kWh)) /1000

#### 2.6.4.6 Indirect Scope 3 Downstream Transport Emissions

For Scope 3 Downstream Transport emissions for PRL Sales ULC, the following formula is used, for a model based on a number of assumptions:

---

**01** Mileage (km) = Expense (€) / € / km expense rate

---

**02** Diesel consumption<sup>m</sup> (Litres) = (Mileage (km)/100)\* L/100km

**Data from expenses based on fuel bill**

---

**03** Diesel consumption<sup>b</sup> (Litres) = Expense (€) / € / L

---

**04** Diesel consumption (Litres) for both steps 2 and 3 added

---

**05** Emissions (MTCE) = (Diesel Consumption<sup>m+b</sup> (Litres) x EF (kg CO<sub>2</sub>/L))/1000

## 2.6.5 Assessing and reducing uncertainty

All Scope 1 and Scope 2 data is derived from invoices. Some energy bills indicate that an estimate is being provided, which is based on previous and expected consumption values. Where values appear abnormal, a verification check is done with the user and with the provider.

Emission factors for natural gas and non-renewable electricity are provided by the service provider and make reference to providers' latest available and verified emission factors, which would usually be from the previous year. The reference source for all factors used is indicated as per page 20.

In some cases, PRL Sales ULC engages the distribution services of PRL Logistics ULC as a downstream user, and so Scope 1 emissions for PRL Logistics ULC would have a small portion of Scope 3 emissions from PRL Sales. To simplify matters, these Scope 3 emissions are being included with the Scope 1 emissions.

Downstream Scope 3 emissions data is spend-based and distance-based. Conversion factors are variable as the price of fuel changes on a weekly basis and as car performance changes between car model, type of driving (eco driving vs harsh braking, and driving on the motorway vs on the cities). Uncertainty is assessed qualitatively.

	UNCERTAINTY ON RAW DATA	UNCERTAINTY ON EMISSION FACTORS
<b>Scope 1 Emissions</b>		
Fuel Emissions	A	A
Refrigerant Gas Emissions	B	A
Natural Gas Emissions	B	B
<b>Scope 2 Emissions</b>		
Electricity	B	B
<b>Scope 3 Emissions</b>		
Merchandising	C	D

Uncertainty levels: A: very low, B: low, C: low-medium, D: medium

## 2.6.6 GREENHOUSE GAS INVENTORY

### 2.6.6.1 Reporting year GHG inventory

GENERAL INFORMATION	
Organisational boundaries	PRL Logistics ULC, PRL Sales, ULC, Custodian and PRL Freight Ireland ULC
Reporting boundaries	Direct Scope 1: PRL Logistics ULC, PRL Sales ULC, PRL Freight ROI ULC, Custodian Indirect Scope 2: PRL Logistics ULC, PRL Sales ULC, PRL Freight ROI ULC, Custodian Indirect Scope 3: PRL Sales (merchandising activity)
Description	Warehousing, Distribution, Sales, International Freight and Marketing Solutions
Consolidation of data	Financial and operational control
Base year	2021
Date of issue and revision number	April 2026, PRLGHG2026_00
Prepared by	Denise Bartolo, Head of Quality, Safety, Health & Environment, CMILT
Approved by	Violet Devereux, CEO and Sustainable Business Leader of the Year 2025

Period: 01.01.2025 - 31.12.2025	MTCE	% OF TOTAL EMISSIONS
<b>Category 1 Direct GHG emissions (Scope 1)</b>		
Fuel Emissions	1427	86
Refrigerant Gas Emissions	7	0
Natural Gas Emissions	85	5
<b>Category 2 Indirect GHG emissions (Scope 2)</b>		
Electricity	15	1
<b>Category 3 Indirect GHG emissions (Scope 3)</b>		
Sub-Category 9 Downstream Transportation: Merchandising	131	8
<b>Total Scope 1, 2 and 3 emissions</b>	<b>1665</b>	<b>100</b>
Remarks	The GHG report has been prepared in accordance with I.S. EN ISO 14064-1:2019 and the Greenhouse Gas Protocol. The same has been verified by a third-party body against respective requirements	

## Total MTCE of CO<sub>2</sub>, CH<sub>4</sub> and N<sub>2</sub>O

MTCE

### Direct Scope 1 Emissions

Fuel Emissions	1427
Natural Gas Emissions	85

## 2.6.6.2 Base year GHG inventory

Base year period: 01.01.2021 - 31.12.2021

MTCE

% OF TOTAL EMISSIONS

### Category 1 Direct GHG emissions (Scope 1)

Fuel Emissions	4,748	89
Refrigerant Gas Emissions	64	1
Natural Gas Emissions	97	2

### Category 2 Indirect GHG emissions (Scope 2)

Electricity	193	4
-------------	-----	---


### Category 3 Indirect GHG emissions (Scope 3)

Sub-Category 9 Downstream Transportation: Merchandising	206	4
---	-----	---

### Total Scope 1, 2 and 3 emissions

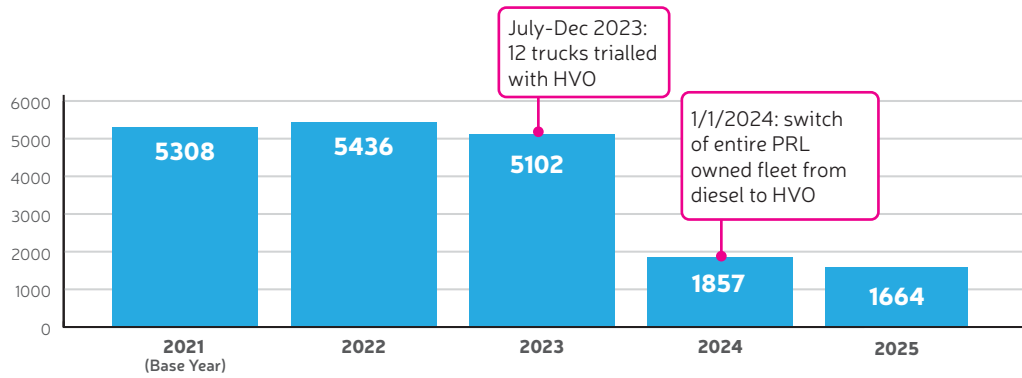
5,308

100





### MTCE



# Reducing Greenhouse Gas Emissions

## 3.1.1 PRL Policies and Objectives

PRL's policies for reductions in greenhouse gas emissions are:

- PRLPOL12 Environmental Policy
- PRLPOL 18 Energy Policy
- PRLPOL34 Sustainability Policy

PRL has an Environmental Program detailing specific actions to reach objectives on reducing GHG emissions including a detailed carbon management plan for reducing GHG emissions of our fleet, improving energy efficiencies for our equipment, reducing energy consumption and sourcing 100% Green electricity for our warehouses, and supporting the United Nations Sustainable Development Goals.

PRL's target to reduce the combined absolute scope 1, 2 and 3 emissions by 10% by end of 2026 from the 2021 baseline was exceeded positively with the introduction of Hydrotreated Vegetable Oil (HVO) as a replacement for diesel fuel in our transport fleet - at the end of 2025, our reduction was by 69%. This impressive achievement followed a successful proof-of-concept trial in 2023, and our actual reduction was even better than we had anticipated.

PRL has a second GHG emission reduction target - reducing the scope 2 emissions by 12% by end of 2026 from the 2021 baseline by sourcing the supply of 100% Green electricity across all PRL sites and with electricity-reducing initiatives including LED lighting upgrades across 80% of PRL's facilities by 2028. At the end of 2025, 99% of electricity consumption was supplied by 100% renewable electricity and from the beginning of 2026 this is fully renewable. Between the use of renewable fuel and renewable electricity, PRL has improved its overall renewable energy supply from 19% before the introduction of HVO in our fleet to 81%.

In the spirit of 'The Race to Net Zero by 2050' PRL will engage with industry stakeholders to encourage development of new technologies for making cleaner alternative-fuel trucks commercially viable in Ireland. In 2023 PRL became a member of the Freight Transport Association's Alternative Fuel Working Group and in 2024 PRL participated in a research study on green transportation with the Dublin College University. In 2026, PRL started a doctoral study with the University of Limerick on green hydrogen in the road haulage industry in Ireland.

## 3.1.2 Actions to reduce Greenhouse Gas Emissions

By far, PRL's highest GHG emissions come from PRL owned vehicles. Transport GHG emissions are harder to reduce compared to reducing building emissions. At the start of our sustainability journey, PRL evaluated a number of greener options for its trucks. PRL has taken the approach to reduce emissions under its control, in a sustainably meaningful way. At the end of 2024, scope 1 direct transportation emissions were reduced by 65%.



This truck runs on  
**alternative fuel**  
reducing emissions  
**by 90%**



During 2023, the PRL executive team commissioned a study on cleaner alternative fuels and technologies, including electric trucks and biogas, and in June 2023 a proof-of-concept trial was approved to run a sample of the truck fleet on Hydrotreated Vegetable Oil (HVO). The trial was successful and by early December 2023, the PRL truck fleet was fully approved to

switch to HVO, making PRL a leader in Ireland in the logistics industry. Following the successful implementation of the HVO with the truck fleet, we are in the next stage in our decarbonisation journey to change the van and car fleet running on diesel to HVO where possible. All HVO supplied to PRL is accompanied by a Proof of Sustainability certificate in line with ISCC (International Sustainability & Carbon Certification) requirements and the Renewable Energy Directive.

As part of our sustainability actions towards SDG 11 Sustainable Cities and Communities, PRL has been investing annually in brand new additions to the PRL truck fleet, which is more fuel efficient and emits less GHG emissions. PRL has a dedicated Fleet Manager and a Maintenance Coordinator overseeing the performance and maintenance of the whole truck fleet to ensure the fleet stays in optimal condition.

Of these brand-new additions, PRL has included new refrigeration trucks for temperature-controlled distribution. These refrigeration trucks are equipped with a dual fuel refrigeration system with a more efficient and robust cooling mechanism to improve performance in terms of energy consumption and GHG emissions. Some of the trucks also have their cooling settings changed manually between seasons to ensure optimum cooling performance, and at the same time reducing the unnecessary extra consumption of fuel when weather permits. During 2023 an investment was made in a new blower unit for the ice cream trucks which eliminates the need for pre-frozen settings.

By 2022, the Distribution team had analysed 100% of all network routes for optimal efficiency and optimal use of double-deck trailers. This was part of a Smart Working project under the PRL 2021-2023 Corporate Strategy. All PRL owned trucks are linked to a software which analyses how fuel is used for each truck and by each driver, giving data on idling, harsh braking, overspeeding and overrevving. All PRL truck drivers have received training in ecodriving.

PRL successfully secured its first TruckSafe certification in June 2022 and within 11 months managed to upgrade it to the TruckSafe Gold+Green standard. TruckSafe is a local standard by the Freight Transport Association Ireland, covering sustainable operations for a truck fleet. During 2022 PRL had drafted its first GHG inventory for the baseline year of 2021, with the aim of verifying the emissions as per I.S. EN ISO 14064-1:2019 by a third-party certification body in the first quarter of 2023, which was successfully achieved. PRL is actively evaluating a proposal to endorse the Science Based Targets initiative (SBTi) in the near future, with meaningful ways to achieve the Net Zero challenge by 2050.

Apart from the trucks, the PRL owned fleet also has vans and cars, including two electric cars for Custodian in 2021 and one new electric van for Custodian in 2024. The PRL field-based sales team have efficient journey plans and call files to reduce the impact of the business on the environment using software technology to map efficient journeys. PRL Sales ULC has also invested in electric vehicles in 2021 and 2022, which has helped to reduce the GHG emissions compared to GHG emissions from diesel fuel.

Although Scope 3 emissions for employee transport to and from work has been excluded from the GHG inventory, a number of measures have been put in place to encourage a reduction in such emissions. PRL has a cycle to work scheme, not only for health benefits but also to encourage employees to reduce the GHG emissions. The PRL Central Office gym is equipped with changing facilities to accommodate cycling to work.

In 2022, our three largest warehousing sites had chargers installed for employees to use for their electric bikes and scooters, supplementing the provision of bike racks. Where the site's electricity supply is 100% Green, this truly gives zero GHG emissions to the electrically charged vehicles, bikes and scooters.

Also in 2022, two sites had facilities for employees to charge their electric vehicles. The PRL Central Office has eight electric vehicle charging points for employees to use for their private car and for business, as well as for visitors.

In the PRL Sustainability Policy, under SDG 7 Affordable and Clean Energy, PRL has committed to sourcing green and sustainable electricity for all sites throughout the Republic of Ireland. In 2023, there was a gap of 5% to source 100% Green electricity in all the PRL sites. The use of Green electricity is further reiterated in the PRL Sustainability Policy under SDG 12 Responsible Production and Consumption, where an annual procurement review of the electricity and natural gas is carried out. Even though the GHG emissions of our electricity consumption is low compared to our fleet emissions, there is nonetheless much ongoing effort to reduce the overall carbon footprint from such a consumption. Between 2022 and 2023, PRL upgraded its fluorescent lighting in four of its largest warehouses to LED lighting which reduced electricity consumption by a staggering 24%. PRL has three warehouses with chill and frozen capabilities and all three are supplied with 100% Green electricity. Whilst PRL understands that the GHG emissions in this case would be zero, it has invested in upgrades of its chillers in the Aerodrome site and freezers in the Kilkenny site to reduce the electricity consumption and carbon footprint of the sites. The freezers upgraded in the Kilkenny site in November 2022 require less than half the amount of electricity required previously. Especially for those few sites which are not yet on 100% Green electricity, we have a number of other ways to help reduce GHG emissions such as with daylight sensors, occupancy sensors/absence/detectors, sleep mode settings for IT equipment not in use and automated thermostatic heating controls for water and room temperature control. In 2024, PRL acquired an impressive new site for its expanding operations. The new state-of-the-art investment site has a BER A3 rating and is currently awaiting approval for on-site renewable electricity generation to attain BREEAM certification for a Net Zero rating.

At the top level, a GHG emission report is issued every month by each business unit, alongside the financial reporting.



Each site is audited annually by the PRL QSHE team for its performance in energy consumption and related environmental impacts. Environmental meetings are held with each site's operations manager to review the energy consumption patterns. Employees are also trained to do their part towards protecting the environment in their induction and policy training. PRL also holds ISO14001 certification in Environmental Management Systems for Freight, which in 2024 it expanded to the Logistics side. Custodian's members of staff have received training in reducing GHG emissions. These actions also fall under the PRL Sustainability Policy for SDG 13 Climate Action.

Other actions to reduce GHG emissions are in line with the PRL Sustainability Policy, under SDG 15 Life on Land. In 2021, PRL sponsored the planting of 1000 trees in the Republic of Ireland and in the UK, one for every PRL employee. The amount of GHG emissions sequestered is equivalent to 19.3 MTCE annually.

Custodian offers its clients the option of buying carbon-balanced paper. A paper product becomes carbon-balanced when the emissions associated with its production are balanced by the global conservation charity World Land Trust, which has purchased and protected 880,000 acres of threatened habitat globally for its Carbon Balancing Initiative. Custodian issues its clients with a report to advise them of the amount of carbon-balanced paper they have consumed and the equivalent amount of GHGs saved with this purchase. In 2021, Custodian's clients who opted for the use of carbon-balanced paper, contributed to a reduction of 285.6 MTCE. In 2023, Custodian became the first business entity in PRL to have its carbon footprint assessed and through the CarbonQuota software it offers its clients a measure of their carbon footprint associated with the purchase of their products. In 2023 Custodian participated voluntarily in the Carbon Disclosure Project (CDP), obtaining its first CDP rating in 2024.

In Q1 2023, EcoVadis issued the first Carbon Scorecard for PRL Holdings ULC, with an overall intermediate rating. This rating was improved further within yet another 9 months to Advanced. EcoVadis recognised a number of strengths at PRL including the establishment and publication of GHG emissions reduction targets, having a dedicated management team for climate action, allocating a dedicated budget for GHG management, purchasing renewable energy, training out employees on energy conservation and climate actions, having energy and carbon audits, using efficient HVAC and lighting, and reducing transportation emissions. Further strengths noted by EcoVadis following more improvements in 2023 included the reduction in emission measures from business travel, employee communication or downstream transportation, making the GHG emissions publicly available and readily accessible on our website, conducting screening to identify relevant scope 3 emissions, updating the GHG inventory at least once a year (we update monthly), having a third-party verified corporate level GHG inventory in line with recognised GHG accounting standards, which covers all the PRL business units, and most importantly the reduction achievement is on track with the expected progress.

References:

Commission for Regulation of Utilities Fuel Mix Disclosure and CO<sub>2</sub> Emissions 2024 (CRU2025241, issued 10/12/2025)


Global Warming Potentials (IPCC Sixth Assessment Report) | UNFCCC

Greenhouse gas reporting: conversion factors 2025 - GOV.UK

ISO14064:1 – 2018. Part 1: Specification with guidance at the organization level for quantification and reporting of greenhouse gas emissions and removals.

SEAI Conversion and emission factors

# Environmental Sustainability Awards and Certifications





“These recognitions are testament to our team’s collective commitment to sustainability, responsible business practices, and making a positive impact”

**Violet Devereux,**  
CEO, PRL and Sustainable Business  
Leader of the Year 2025

## Awards

- Best Emissions Reduction Initiative – June 2024
- Best Energy Achievement in Transport – September 2024
- Best Energy Management Team – September 2024
- Freight and Logistics Provider – November 2024
- Sustainable Supply Chain – November 2024
- Sustainable Business Leader of the Year – March 2025

## Certifications

- Carbon Disclosure Project – December 2025
- ISO14001 – November 2025
- EcoVadis Bronze Top 35% – March 2026
- TruckSafe Gold & Green – April 2026
- ISO14064 – April 2026
- CarbonQuota – April 2025

# Awards:



**Best Emissions Reduction Initiative**  
June 2024



**Best Energy Achievement in Transport**  
September 2024



**Best Energy Management Team**  
September 2024



**Freight and Logistics Provider**  
November 2024



**Sustainable Supply Chain**  
November 2024



**Sustainable Business Leader of the Year**  
March 2025

# Certifications:



**Carbon Disclosure Project**  
December 2025



**ISO14001**  
November 2025



**EcoVadis Bronze Top 35%**  
March 2026



**TruckSafe Gold & Green**  
April 2026



**ISO14064**  
April 2026



**CarbonQuota**  
April 2025



EXPERIENCE **BRAND SUCCESS**

[www.prl.ie/sustainability/](http://www.prl.ie/sustainability/)



**MIX**  
Paper from  
responsible sources  
**FSC® C153563**